

Séparez les éléments avant de trier

## SUSPENSION EXTENSION

### Description

Made in France, the Easytop extension provides the ability to add extra space between the insulation and the metal furring.

### Products Features

- It easily attaches to existing hangers, creating a plenum that facilitates the passage of ducts or electrical cables.
- Compatible with 45 mm and 47 mm furring strips, it adapts perfectly to various configurations.
- Two extension sizes are available:
  - 100 mm
  - 150 mm

### Informations

Réf	Designation	Building Type	Height (mm)	Pack	Dimensions	Weight (KG)	Pack/Pallet	Public Price	EAN Code
03032	Suspension Extension Easytop 100	Rénovation/neuf	0-100	50 pcs.	230 x 230 x 160	1.717	100	64.90€	3760324606094
03039	Suspension Extension Easytop 150	Rénovation/neuf	0-150	50 pcs.	370 x 220 x 160	2.300	100	69.90	3760324607220

# SUSPENSION EXTENSION



## ▶ Product Features


Available in two lengths, 100 mm and 150 mm, our extensions easily attach to the Easytop hanger and metal furring. Ideal for creating technical spaces in flat ceilings, they ensure quick and efficient installation.

- Easily integrate all types of networks and spotlights while providing effective protection between the membrane and the facing.

## Advantages :


- Fits all types of furring strips
- Quick setup with no additional adjustments required
- Reduces thermal bridging
- Removable system

## Application




1

1. Attach the female part of the hanger.  
2. Insert the rod and adjust as needed.




2

3. Install the insulation.  
4. Clip the counter-joint into place.



3

5. Install the membrane.  
6. Position the joint.  
7. Attach the extension.



4

Final



More Informations